

Scaled data based on original data using
LM-79-08 Approved Method: Electrical and Photometric Measurements of Solid-
State Lighting Products

Test Report Prepared for
Cooper Lighting Solutions
(formerly Eaton)

Brand: McGRAW-EDISON

Report Number: P832632

Luminaire Tested: **TTN-D2-750-U-MQ-CG**

Issue Date: 5/14/2024

Test Information

Test Method: LM-79-08
Report Number: P832632
TEST IS SCALED FROM IESNA LM-79-08 TEST DATA (G2-2312-254-13)
Test Lab: INNOVATION CENTER
Issue Date: 5/14/2024
Manufacturer: COOPER LIGHTING SOLUTIONS (FORMERLY EATON)
Product Line: MCGRAW-EDISON
Catalog Number: TTN-D2-750-U-MQ-CG
Description: TOPTIER NANO LED PARKING GARAGE LUMINAIRE
5000K, 70 CRI LEDS AND MEDIUM DISTRIBUTION WITH CLEAR GLASS
Light Source: -
Ballast/Driver: -

Summary

Lumens per Lamp: N/A
Luminaire Lumens: 5360 lumens
Efficiency: N/A
Efficacy: 126.1 lumens/watt
Luminous Opening: Circular (Dia: 0.71' x H: 0')
IES Classification: Type V - Short
BUG Rating: B2 - U0 - G1

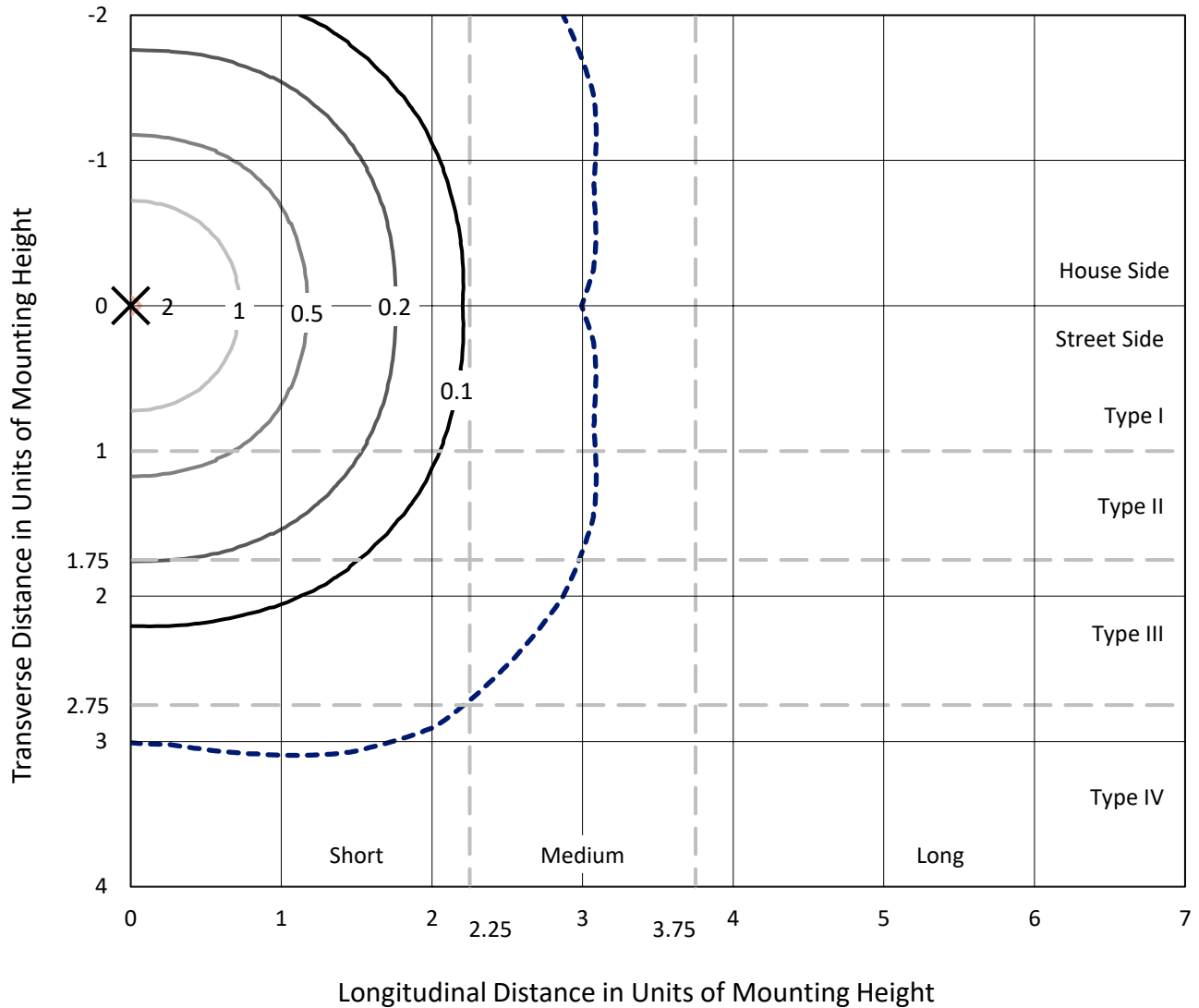
Input Watts (W): 42.5
Input Voltage (V): NR
Input Current (Ain): NR
Voltage Rise (V): NR
Power Factor: NR
Total Harmonic Distortion (THDi): NR
Frequency (hertz): 60
Stabilization Time: NR
Operation Time: NR
Ambient Temperature (°C): NR
Test Distance: 24 FT



REPORT NUMBER: P832632
 CATALOG NUMBER: TTN-D2-750-U-MQ-CG

Iso-Footcandle Lines of Horizontal Illumination

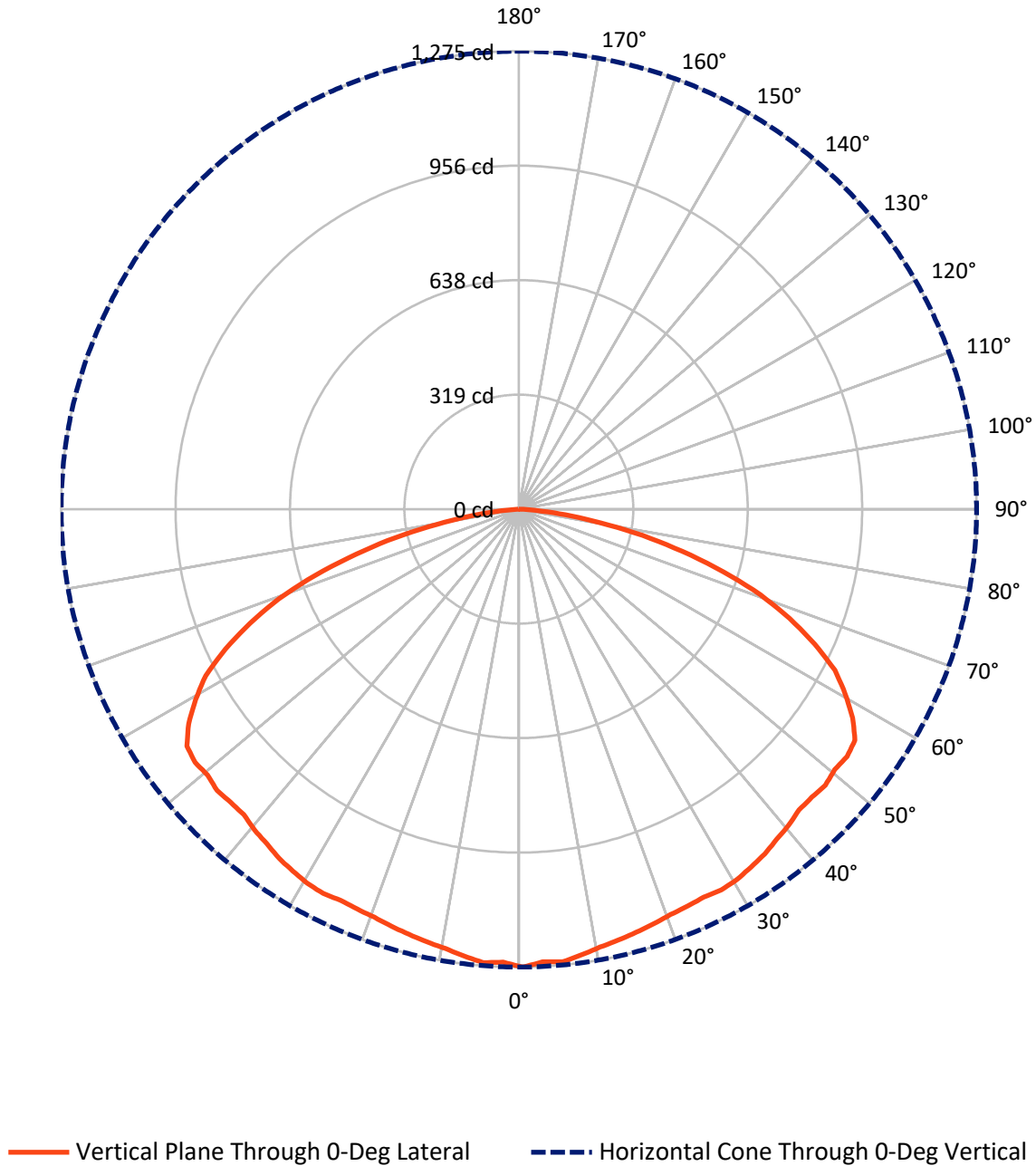
✕ Max cd
 - - - 1/2 Max cd



Based on 25 foot mounting height. Maximum calculated value = 2 fc
 Type V - Short - N/A

REPORT NUMBER: P832632
CATALOG NUMBER: TTN-D2-750-U-MQ-CG

Luminous Intensity Polar Plot



REPORT NUMBER: P832632

CATALOG NUMBER: TTN-D2-750-U-MQ-CG

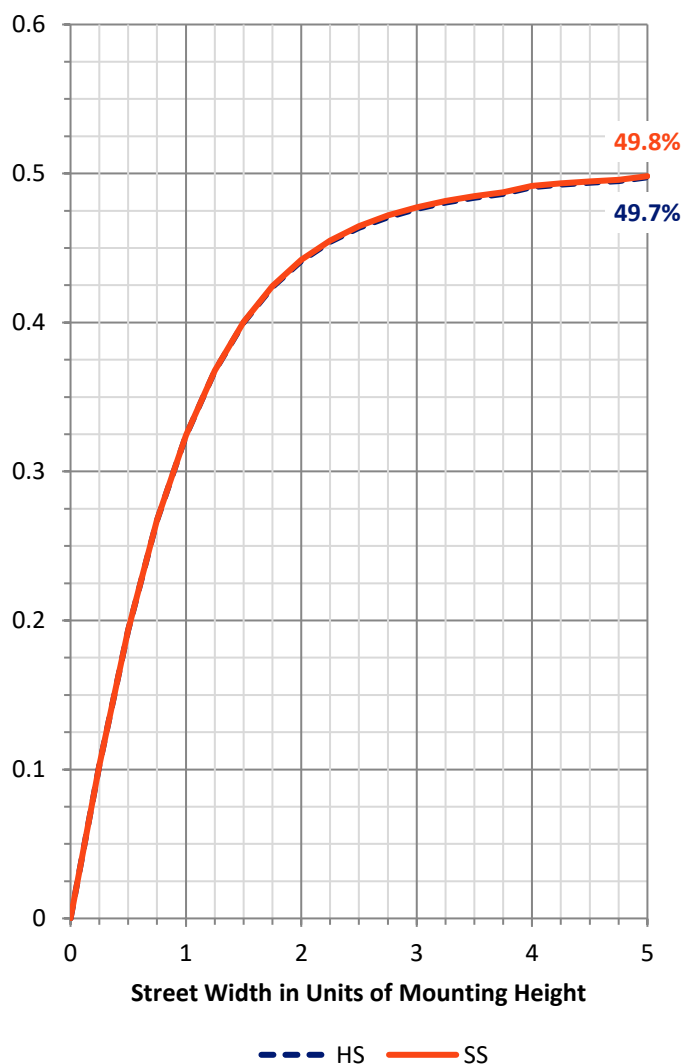
FLUX DISTRIBUTION:

		Downward	Upward	Total
House Side	Lumens	2680.0	0.0	2680.0
	% Fixture	50.0	0.0	50.0
Street Side	Lumens	2680.0	0.0	2680.0
	% Fixture	50.0	0.0	50.0
Total	Lumens	5360.0	0.0	5360.0
	% Fixture	100.0	0.0	100.0

ZONAL LUMENS:

Zone	Lumens	% Fixture
0°-10°	119.8	2.2
10°-20°	346.4	6.5
20°-30°	557.3	10.4
30°-40°	744.4	13.9
40°-50°	904.5	16.9
50°-60°	1050.9	19.6
60°-70°	969.6	18.1
70°-80°	567.6	10.6
80°-90°	99.5	1.9
90°-100°	0.0	0.0
100°-110°	0.0	0.0
110°-120°	0.0	0.0
120°-130°	0.0	0.0
130°-140°	0.0	0.0
140°-150°	0.0	0.0
150°-160°	0.0	0.0
160°-170°	0.0	0.0
170°-180°	0.0	0.0
0°-90°	5360.0	100.0
0°-180°	5360.0	100.0

Coefficient of Utilization



REPORT NUMBER: P832632

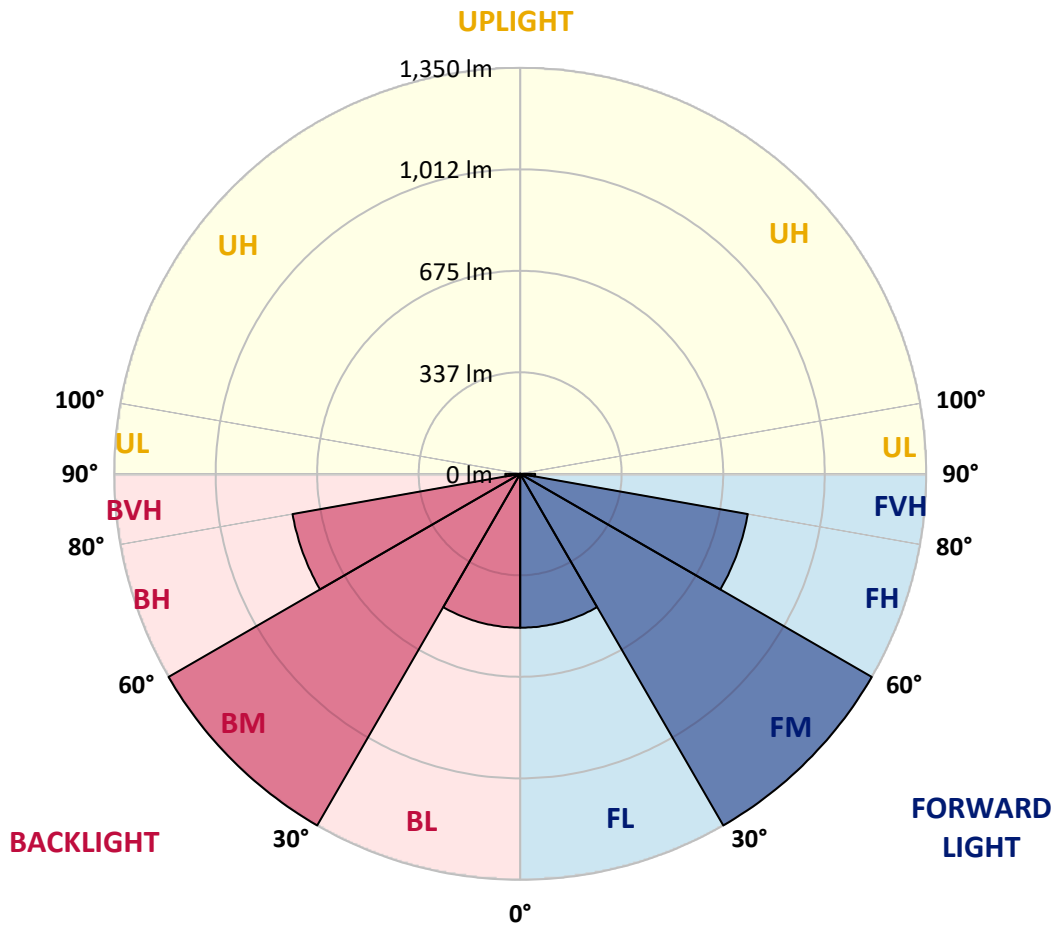
CATALOG NUMBER: TTN-D2-750-U-MQ-CG

LUMINAIRE CLASSIFICATION SYSTEM LUMEN TABLE AND BUG RATING:

Zone	Lumens	% Fixture	Zone Rating/Lumen Limit		
			B	U	G
FL (0°-30°)	511.7	9.5			
FM (30°-60°)	1349.9	25.2			
FH (60°-80°)	768.6	14.3			G1/1800
FVH (80°-90°)	49.7	0.9			G1/100
BL (0°-30°)	511.7	9.5	B2/1000		
BM (30°-60°)	1349.9	25.2	B2/2500		
BH (60°-80°)	768.6	14.3	B2/1000		G1/1800
BVH (80°-90°)	49.7	0.9			G1/100
UL (90°-100°)	0.0	0.0		U0/0	
UH (100°-180°)	0.0	0.0		U0/0	

BUG Rating: B2-U0-G1

Type V Short





REPORT NUMBER: P832632
 CATALOG NUMBER: TTN-D2-750-U-MQ-CG

CANDELA DISTRIBUTION (FULL):

	0°	5°	15°	25°	35°	45°	55°	65°	75°	85°	90°
0°	1275.1	1275.1	1275.1	1275.1	1275.1	1275.1	1275.1	1275.1	1275.1	1275.1	1275.1
2.5°	1262.1	1266.4	1262.1	1262.1	1262.1	1262.1	1262.1	1262.1	1262.1	1262.1	1266.4
5°	1266.4	1266.4	1266.4	1266.4	1262.1	1262.1	1262.1	1262.1	1262.1	1266.4	1266.4
7.5°	1253.4	1253.4	1253.4	1253.4	1253.4	1249.0	1253.4	1253.4	1253.4	1253.4	1253.4
10°	1240.3	1240.3	1240.3	1240.3	1240.3	1240.3	1240.3	1240.3	1240.3	1240.3	1240.3
12.5°	1231.6	1231.6	1231.6	1231.6	1231.6	1231.6	1231.6	1231.6	1231.6	1227.3	1227.3
15°	1222.9	1222.9	1222.9	1222.9	1227.3	1227.3	1222.9	1222.9	1222.9	1222.9	1222.9
17.5°	1214.2	1214.2	1214.2	1214.2	1218.6	1218.6	1218.6	1214.2	1214.2	1214.2	1214.2
20°	1205.5	1205.5	1205.5	1205.5	1209.9	1209.9	1209.9	1209.9	1209.9	1205.5	1205.5
22.5°	1201.1	1201.1	1201.1	1201.1	1205.5	1205.5	1205.5	1205.5	1201.1	1201.1	1201.1
25°	1196.8	1201.1	1201.1	1201.1	1205.5	1209.9	1209.9	1205.5	1201.1	1196.8	1196.8
27.5°	1201.1	1201.1	1201.1	1205.5	1205.5	1209.9	1209.9	1205.5	1201.1	1201.1	1201.1
30°	1196.8	1196.8	1196.8	1201.1	1205.5	1209.9	1205.5	1205.5	1201.1	1196.8	1196.8
32.5°	1188.1	1188.1	1192.4	1196.8	1201.1	1201.1	1201.1	1196.8	1192.4	1188.1	1188.1
35°	1179.4	1179.4	1179.4	1183.7	1192.4	1192.4	1192.4	1188.1	1183.7	1179.4	1175.0
37.5°	1166.3	1170.7	1170.7	1179.4	1183.7	1188.1	1183.7	1179.4	1170.7	1166.3	1166.3
40°	1157.6	1157.6	1162.0	1170.7	1179.4	1179.4	1175.0	1170.7	1162.0	1157.6	1157.6
42.5°	1144.6	1144.6	1153.3	1162.0	1175.0	1175.0	1170.7	1162.0	1153.3	1144.6	1144.6
45°	1144.6	1144.6	1153.3	1170.7	1179.4	1188.1	1179.4	1170.7	1153.3	1144.6	1140.2
47.5°	1148.9	1148.9	1157.6	1179.4	1196.8	1205.5	1192.4	1175.0	1157.6	1148.9	1144.6
50°	1140.2	1144.6	1162.0	1183.7	1205.5	1209.9	1205.5	1179.4	1162.0	1140.2	1140.2
52.5°	1144.6	1144.6	1166.3	1201.1	1222.9	1231.6	1222.9	1201.1	1162.0	1140.2	1140.2
55°	1135.9	1131.5	1162.0	1201.1	1236.0	1253.4	1236.0	1201.1	1157.6	1131.5	1127.2
57.5°	1096.7	1096.7	1135.9	1175.0	1218.6	1227.3	1214.2	1175.0	1131.5	1096.7	1088.0
60°	1044.5	1048.8	1088.0	1131.5	1170.7	1175.0	1166.3	1131.5	1088.0	1048.8	1035.8
62.5°	987.9	996.6	1035.8	1079.3	1127.2	1135.9	1122.8	1079.3	1027.1	1001.0	979.2
65°	905.2	918.3	961.8	1009.7	1061.9	1057.5	1057.5	1005.3	966.1	922.6	900.9
67.5°	813.8	826.9	857.3	922.6	966.1	961.8	957.4	922.6	857.3	826.9	813.8
70°	713.7	722.4	752.9	818.2	857.3	861.7	848.6	813.8	752.9	731.1	709.4
72.5°	596.2	600.6	644.1	696.3	735.5	731.1	726.8	696.3	639.7	618.0	591.9
75°	470.0	474.4	513.5	561.4	591.9	587.5	583.2	561.4	513.5	487.4	465.7
77.5°	352.5	348.2	387.3	422.1	439.6	443.9	435.2	417.8	383.0	361.2	348.2
80°	230.7	226.3	261.1	287.2	300.3	300.3	295.9	282.9	256.8	239.4	230.7
82.5°	130.6	126.2	148.0	165.4	178.4	174.1	169.7	161.0	148.0	134.9	126.2
85°	47.9	47.9	60.9	69.6	78.3	78.3	74.0	69.6	56.6	52.2	47.9
87.5°	4.4	4.4	8.7	13.1	13.1	13.1	8.7	8.7	4.4	4.4	4.4
90°	0.0	0.0	0.0	0.0	0.0	0.0	0.0	0.0	0.0	0.0	0.0

(END OF REPORT)